





StormwaterGIS

-  storm-outfalls
-  storm-cell
-  Storm Inlets

Maint

-  Annual
-  2020
-  2019
- 

530'
440'